


Product: HA-GNSSMOD-37-37-18

High Accuracy Dual Band GNSS Active Patch Antenna

Product Order Code:

BM-02203/18

BDS-B1, GPS-L1/L5, GLONASS G1



- High Accuracy GNSS Module with 18dB single layer amplifier
- RoHS 2011/65/EU & RoHS3 (2015/863/EU compliant)
- Request samples for test & evaluation via enquiry@bloomice.com

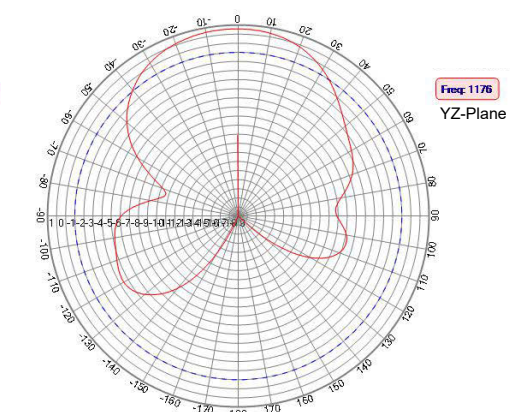
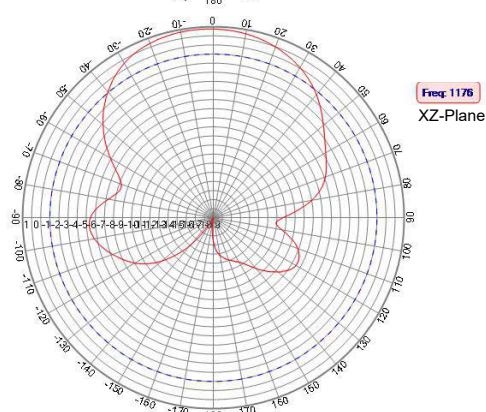
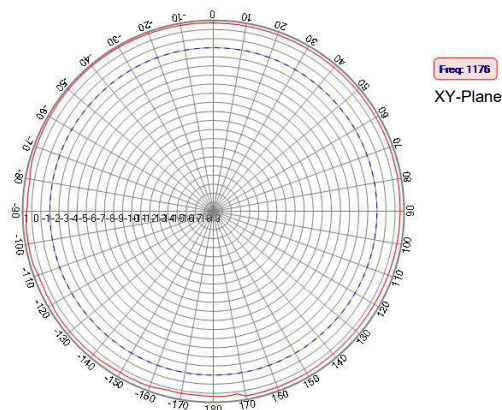
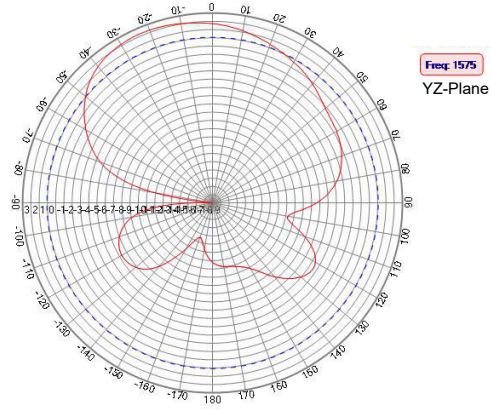
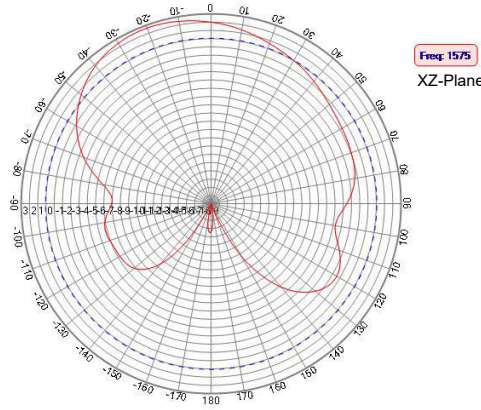
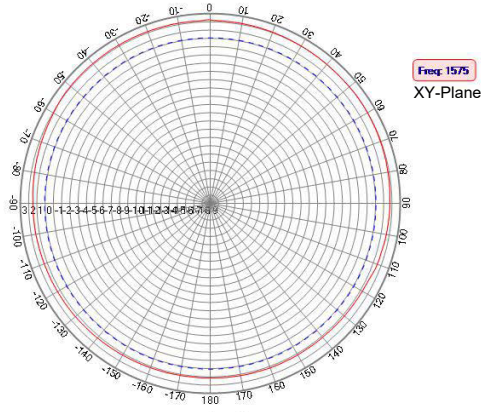
Technical Data

External Dimensions	37.1mm x 37.1mm x 12.7mm (D) (Excluding Self Adhesive Pad)
Weight	34g (Excluding cable and connector)
Construction Materials	Ceramic Patch Element / FR4 PCB / Tin Cover
Mounting Arrangement	Self Adhesive Pad
Temperature Range	-40 to +85 Degree C
Typical Sheer Force Test	50Kgf (IEC62137-1-2-2007)
Frequency Range	HIGH BAND - BDS-B1 / GLONASS-G1 / GPS-L1: 1561.098 MHz - 1602 MHz LOW BAND - GPS-L5: 1176 MHz
Impedance	50 Ohm
Polarisation	RHCP
Radiation Pattern	Hemispherical
Gain	3dBic @PCB (Zenith)
LNA Amplifier Performance Data	
Return loss (VSWR)	<1.5:1 (@ 1575.42 MHz & 1176 MHz)
Active Gain (Amplification)	18dB @ 3v
Operational Voltage	1.8v to 5.5v DC
Current Consumption	<40mA
Noise Figure	1.0dB (Typical)
Filter Out of Band Attenuation	f0=1575.42MHz 7dB Min f0 +/-20MHz 20dB Min f0 +/-50MHz 30dB Min f0 +/-100MHz
Cable types Available	MICRO 0.81 / 1.13 / 1.32 / RG178 / RG316 / RG174 Low Loss
Cable Length	According to customer specification
Connector	According to customer specification
Test & Measurement Conditions	Mounted on a 70mm x 70mm Ground Plane MICRO 1.13 Cable 100mm / IPEX UFL Connector

Product: HA-GNSSMOD-37-37-18

Product Order Code:
BM-02203/18

Radiating Patterns



CAD Data

